

Ruby Princess®


Guest Capacity: 3,080

Length: 951 ft.

Gross Tonnage: 113,561

Inaugural Cruise: November 8, 2008

Christened by: Trista and Ryan Sutter (From *The Bachelorette*)



Sports 17

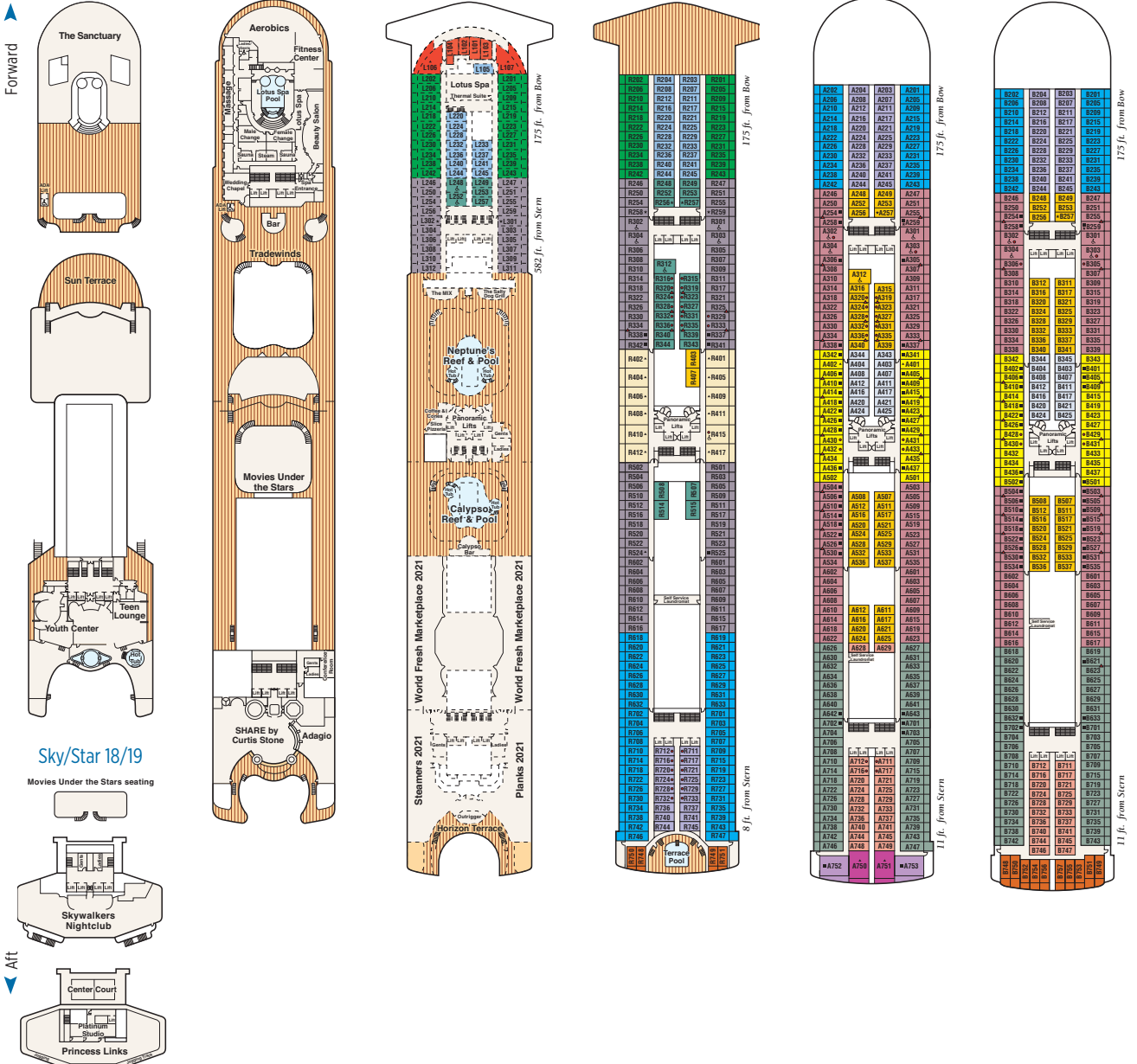
Sun 16

Lido 15

Riviera 14

Aloha 12

Baja 11



Stateroom Description

SUITE

- S2** Owner's suite Aft (Aloha)
- S3** Penthouse suite Aft (Aloha, Caribe)
- S4** Penthouse suite Mid-ship (Riviera)
- S5** Premium suite Forward (Lido)
- S6** Vista suite Aft (Caribe, Dolphin, Emerald)
- S8** Two-bedroom family suite Forward (Dolphin)

CLUB CLASS MINI-SUITE

- M1** Premium Mid-ship (Dolphin)

MINI-SUITE

- MB** Mid-forward, Mid-aft (Dolphin)
- MD** Aft (Dolphin)
- ME** Forward (Dolphin), Aft (Emerald)

BALCONY

- B1** Premium Mid-ship (Caribe)
- B2** Premium Mid-forward, Mid-aft (Caribe)
- B4** Premium Aft (Riviera, Baja, Caribe, Dolphin, Emerald)
- BA** Mid-ship (Aloha, Baja)
- BB** Mid-forward, Mid-aft (Aloha, Baja)
- BC** Mid-forward (Lido, Riviera), Mid-aft (Riviera)
- BD** Aft (Aloha, Baja, Caribe)
- BE** Forward (Aloha, Baja, Caribe), Aft (Riviera)
- BF** Forward (Lido, Riviera)

OCEANVIEW

- OB** Mid-ship (Emerald)
- OC** Mid-forward (Plaza)

OCEANVIEW (CONT.)

- OE** Aft (Emerald)
- OF** Forward (Plaza)
- OV** Obstructed view Mid-ship (Emerald)
- OW** Obstructed view Mid-forward, Mid-aft (Emerald)
- OY** Obstructed view Aft (Emerald)
- OZ** Obstructed view Forward (Lido, Emerald)

INTERIOR

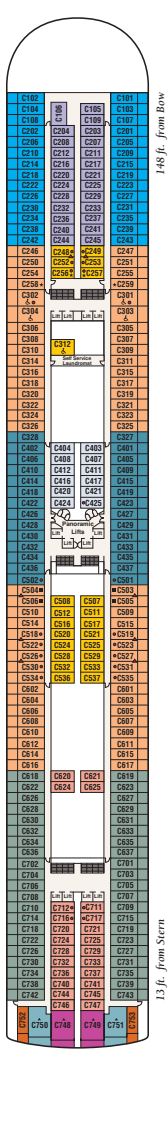
- IA** Mid-ship (Aloha, Baja, Caribe)
- IB** Mid-ship (Riviera), Mid-forward, Mid-aft (Aloha, Baja, Caribe, Dolphin)
- IC** Mid-forward (Lido, Riviera, Emerald, Plaza) Mid-aft (Riviera)
- ID** Aft (Aloha, Baja, Caribe, Dolphin)

INTERIOR (CONT.)

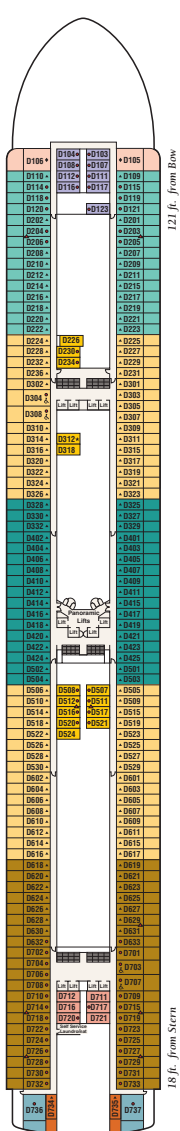
- IE** Forward (Aloha, Baja, Caribe, Dolphin), Aft (Riviera, Emerald)
- IF** Forward (Lido, Riviera, Emerald, Plaza)

- Fully Accessible stateroom, roll-in shower only
- Ambulatory Accessible stateroom, accessible features may include grab bars and/or fold down shower seats
- Will accommodate third and fourth person
- Will accommodate third person
- Will accommodate third and fourth person, fourth berth is rollaway bed
- Connecting staterooms

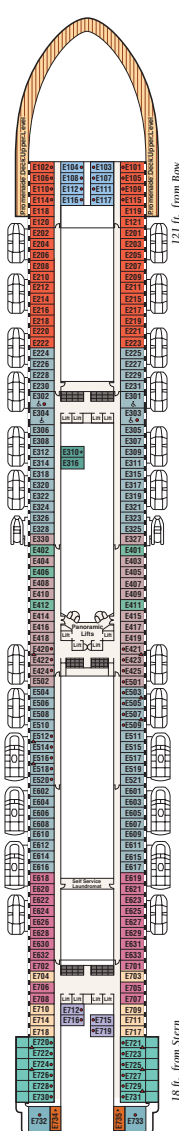
Caribe 10



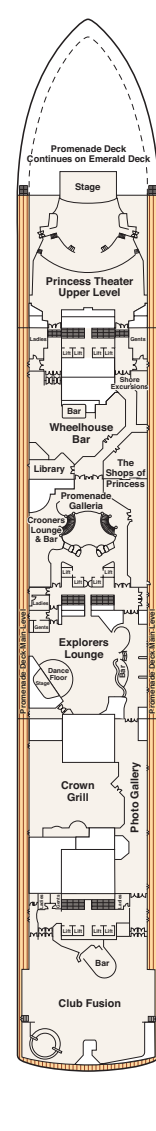
Dolphin 9



Emerald 8



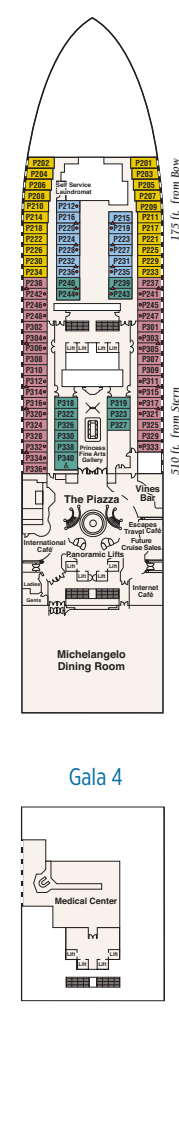
Promenade 7



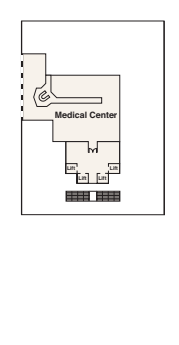
Fiesta 6



Plaza 5



Gala 4



Note: Some areas of the ship are not accessible to wheelchairs and scooters. Distances shown are from the bow (forward) or stern (aft) to the nearest stateroom. Certain stateroom categories may vary in size and configuration by ship. Stateroom views are considered unobstructed. Obstructions do not include certain nautical items like handrails, dividers or ship hardware. For balcony staterooms, the view is determined from the perspective of the balcony railing. Balconies may have either solid steel or glass railings. Upper berth and bed ladder capacities are 250 lbs. Staterooms that can accommodate rollaways have two lower berths and one upper berth, and the staterooms can accommodate a fourth berth as a rollaway bed upon request at time of reservation. There are a limited number of rollaway beds per ship, per voyage. Use of rollaway beds restricts cabin space. Call 1.800.774.6237 for more information.

